

SPORT
BIBLE

P R E S E N T

THE OFFICIAL

HARDEST DONE BY

REPORT '20-25

SPONSORED BY

sky **bet**

FOR THE FANS



 **Opta**
BY STATS PERFORM

THE OFFICIAL

HARDEST DONE BY

REPORT '20-25

Every football fan thinks their club is the hardest done by; robbed away from home, cursed by woodwork, stitched up by ex-players, and denied of what's rightfully theirs in the ninetieth minute - again.

But until now, it's all been just noise. Opinion. Bias. Pub chat. This report changes that. Backed by official Opta data and rigorous analysis, we've crunched the numbers, dissected the data, and finally uncovered the definitive answer to the age-old question: who really is the hardest done by fanbase in English football? The evidence is undeniable. The truth is inarguable.

And what we've found may surprise you...

sky bet

SPORT
BIBLE






01 WE ANALYSED 13 MAIN CATEGORIES OF OPTA DATA FROM THE LAST FIVE SEASONS FOR ALL 92 LEAGUE CLUBS

02 THEN WE SURVEYED HUNDREDS OF MATCH-GOING FANS TO FIND OUT WHICH STATS CARRIED THE MOST STING

03 THE RESULT? A LEAGUE TABLE RANKING EVERY TEAM IN ENGLAND BASED ON HOW MUCH THEIR FANS SUFFER



CONTENTS

SPORT
BIBLE

THE RESULTS

- 5. THE 92
- 6. TOP FLIGHT AND SKY BET EFL TABLES

THE STAT CATEGORIES

- 7. MILES PER POINT
- 8. BLEW A 2-0 LEAD
- 9. LAST MINUTE HEARTBREAK
- 10. HAUNTED BY AN EX
- 11. COSTLY ERRORS
- 12. AWAY DAY MISERY
- 13. FEWEST POINTS
- 14. BIG CHANCES MISSED
- 15. CONCEDED RIGHT AFTER SCORING
- 16. GOALLESS GAMES
- 17. SOAKED THROUGH
- 18. WOODWORK WOE

sky bet



Five years of data. Thirteen painstakingly chosen categories. One clear ‘winner’ - Southampton.

The Saints have endured a brutal half-decade: 42 errors leading to goals, nine 90th-minute winners conceded, and a 55% away-day defeat rate.

The evidence is damning. Southampton fans are, beyond doubt, the most hard-done-by in English football.

Congratulations, Southampton... sort of.

We should also reserve a special mention for Everton. Coming in at 9th overall, they’re officially the top flight’s most hard-done-by fans.

POS	CLUB	TOTAL
01	Southampton	1789.7
02	Fleetwood Town	1756.3
03	Reading	1717.7
04	Carlisle United*	1655.0
05	Swansea City	1555.6
06	Accrington Stanley	1537.0
07	Crawley Town	1534.4
08	Huddersfield Town	1440.2
09	Everton	1426.7
10	Bristol City	1424.9
11	Shrewsbury Town	1422.4
12	Rotherham United	1402.0
13	Cheltenham Town	1378.7
14	Colchester United	1375.3
15	Wolverhampton Wanderers	1367.0
16	AFC Wimbledon	1364.0
17	Bristol Rovers	1357.5
18	Burton Albion	1345.8
19	Norwich City	1342.1
20	Exeter City	1340.8
21	Bournemouth	1312.5
22	Barrow	1310.6
23	Bradford City	1294.7
24	Cardiff City	1293.1
25	Aston Villa	1291.1
26	Swindon Town	1290.5
27	Crystal Palace	1277.5
28	Tottenham Hotspur	1274.5
29	Doncaster Rovers	1267.1
30	Plymouth Argyle	1266.8

*No longer in SkyBet EFL

*Morecambe excluded due to ongoing financial uncertainty.

31	Gillingham	1261.0	62	West Bromwich Albion	1110.8
32	Harrogate Town	1253.3	63	Portsmouth	1110.8
33	Luton Town	1243.0	64	Queens Park Rangers	1104.9
34	Derby County	1241.6	65	Coventry City	1099.4
35	Millwall	1235.3	66	MK Dons	1094.0
36	Stoke City	1230.2	67	West Ham United	1091.1
37	Leicester City	1228.2	68	Stevenage	1055.5
38	Peterborough United	1226.9	69	Ipswich Town	1050.6
39	Tranmere Rovers	1225.6	70	Hull City	1047.2
40	Cambridge United	1223.1	71	Charlton Athletic	1038.5
41	Lincoln City	1214.3	72	Salford City	1037.2
42	Nottingham Forest	1198.0	73	Sheffield United	1036.2
43	Wigan Athletic	1195.2	74	Leyton Orient	1031.2
44	Manchester United	1186.6	75	Fulham	999.8
45	Walsall	1186.2	76	Oxford United	976.0
46	Port Vale	1185.4	77	Preston North End	972.9
47	Newport County	1184.9	78	Sunderland	968.5
48	Barnsley	1179.2	79	Northampton Town	957.0
49	Brighton and Hove Albion	1173.8	80	Burnley	949.3
50	Grimsby Town	1164.6	81	Leeds United	947.1
51	Newcastle United	1164.5	82	Wycombe Wanderers	925.5
52	Watford	1163.0	83	Bromley	792.9
53	Brentford	1159.8	84	Bolton Wanderers	743.8
54	Mansfield Town	1153.7	85	Manchester City	732.0
55	Blackpool	1152.1	86	Liverpool	671.1
56	Blackburn Rovers	1151.8	87	Notts County	662.2
57	Birmingham City	1147.8	88	Arsenal	640.2
58	Middlesbrough	1141.1	89	Chesterfield	586.8
59	Crewe Alexandra	1128.5	90	Stockport County	458.8
60	Chelsea	1119.7	91	Wrexham	403.5
61	Sheffield Wednesday	1111.8			

TOP FLIGHT & SKY BET EFL TABLES

TOP FLIGHT TABLE

POS	CLUB	TOTAL
01	Everton	1426.7
02	Wolverhampton Wanderers	1367.0
03	Bournemouth	1312.5
04	Aston Villa	1291.1
05	Crystal Palace	1277.5
06	Tottenham Hotspur	1274.5
07	Nottingham Forest	1198.0
08	Manchester United	1186.6
09	Brighton & Hove Albion	1173.8
10	Newcastle United	1164.5
11	Brentford	1159.8
12	Chelsea	1119.7
13	West Ham United	1091.1
14	Fulham	999.8
15	Sunderland	968.5
16	Burnley	949.3
17	Leeds United	947.1
18	Manchester City	732.0
19	Liverpool	671.1
20	Arsenal	640.2

SKY BET EFL 10 HARDEST DONE BY

POS	CLUB	TOTAL
01	Southampton	1789.7
02	Fleetwood Town	1756.3
03	Reading	1717.7
04	Carlisle United*	1655.0
05	Swansea City	1555.6
06	Crawley Town	1534.4
07	Accrington Stanley	1537.0
08	Huddersfield Town	1440.2
09	Bristol City	1424.9
10	Shrewsbury Town	1422.4

*No longer in SkyBet EFL

SKY BET EFL 10 EASIEST DONE BY

POS	CLUB	TOTAL
63	Oxford United	976.0
64	Preston North End	972.9
65	Northampton Town	957.0
66	Wycombe Wanderers	925.5
67	Bromley	792.9
68	Bolton Wanderers	743.8
69	Notts County	662.2
70	Chesterfield	586.8
71	Stockport County	458.8
72	Wrexham	403.5

MILES *PER POINT*

This category details the fans who travel the furthest... for the least. Step forward Carlisle United fans.

Perched on the border between England and Scotland, the Cumbrians are our ‘winners.’

In the last five years, they’ve travelled **73.6** miles for every single point – a full **49.9** miles further than Arsenal, the least hard-done-by in this category.

And what have Carlisle fans got for such dedication? Relegation from the Football League. Life is cruel.

TOP FLIGHT TABLE

POS	CLUB	MPP
01	Newcastle United	63.4
02	Sunderland	54.4
03	Everton	51.2
04	Bournemouth	46.3
05	Brighton & Hove Albion	46.2
06	Wolverhampton Wanderers	39.7
07	Crystal Palace	39.5
08	Burnley	39.2
09	Leeds United	37.2
10	Fulham	36.2
11	West Ham United	35.7
12	Manchester United	34.2
13	Nottingham Forest	34.1
14	Brentford	32.5
15	Tottenham Hotspur	30.1
16	Liverpool	29.1
17	Aston Villa	29.1
18	Chelsea	28.3
19	Manchester City	24.5
20	Arsenal	23.7

SKY BET EFL 10 HARDEST DONE BY

POS	CLUB	MPP
01	Carlisle United*	73.6
02	Plymouth Argyle	72.2
03	Southampton	62.1
04	Colchester United	61.3
05	Exeter City	61
06	Gillingham	58.6
07	Crawley Town	57.4
08	Fleetwood Town	56
09	Cardiff City	55.5
10	Barrow	53.2

*No longer in SkyBet EFL

SKY BET EFL 10 EASIEST DONE BY

POS	CLUB	MPP
63	Salford City	31.8
64	Bolton Wanderers	31.4
65	Birmingham City	30.8
66	Derby County	30.7
67	Coventry City	30.7
68	Notts County	29.1
69	Mansfield Town	28.9
70	Chesterfield	26.8
71	Wrexham	25.1
72	Stockport County	23.9

THIS SEASON, PLYMOUTH FANS WILL TRAVEL FURTHER THAN LONDON TO **SYDNEY.**



BLEW A 2-0 LEAD

Few things sting more than taking a 2-0 lead... and losing.

For most teams, it's a rarity. For Reading, it's routine. They've blown a 2-0 lead and lost five times in the last five seasons.

Aston Villa, Bournemouth, Crystal Palace and Tottenham all feature in the top ten, having each suffered the same collapse on three occasions. Brutal.

TOP FLIGHT TABLE

POS	CLUB	TOTAL
01	Aston Villa	3
02	Bournemouth	3
03	Crystal Palace	3
04	Tottenham Hotspur	3
05	Everton	2
06	Nottingham Forest	2
07	Brentford	1
08	Burnley	1
09	Manchester City	1
10	Sunderland	1
11	West Ham United	1
12	Wolverhampton Wanderers	1
13	Arsenal	0
14	Brighton & Hove Albion	0
15	Chelsea	0
16	Fulham	0
17	Leeds United	0
18	Liverpool	0
19	Manchester United	0
20	Newcastle United	0

SKY BET EFL 10 HARDEST DONE BY

POS	CLUB	TOTAL
01	Reading	5
02	Port Vale	4
03	Lincoln City	3
04	Luton Town	3
05	Norwich City	3
06	Barrow	2
07	Bristol City	2
08	Fleetwood Town	2
09	Harrogate Town	2
10	Huddersfield Town	2

SKY BET EFL 10 EASIEST DONE BY

POS	CLUB	TOTAL
63	Blackburn Rovers	0
64	Bolton Wanderers	0
65	Burton Albion	0
66	Cambridge United	0
67	Carlisle United*	0
68	Charlton Athletic	0
69	Chesterfield	0
70	Hull City	0
71	Leicester City	0
72	Leyton Orient	0

+17 others

SINCE 2020,
EIGHT TOP FLIGHT
TEAMS HAVE
NEVER LOST WHEN
LEADING 2-0

LAST MINUTE HEARTBREAK

Conceding a 90th minute winner is one of life's great pains.

One end erupts in limbs. The other files out, bitter and silent. It's the cruelest way to lose.

No one knows that pain more than Fleetwood Town - **15** last-minute winners conceded in the past five years. Wolves aren't far behind with **10**.

Liverpool and Wrexham have only suffered it once. Charmed.

TOP FLIGHT TABLE

POS	CLUB	TOTAL
01	Wolverhampton Wanderers	10
02	Fulham	7
03	Manchester United	7
04	West Ham United	7
05	Bournemouth	6
06	Brentford	6
07	Crystal Palace	6
08	Nottingham Forest	6
09	Aston Villa	5
10	Manchester City	5
11	Tottenham Hotspur	5
12	Brighton & Hove Albion	4
13	Everton	4
14	Newcastle United	4
15	Chelsea	3
16	Leeds United	3
17	Sunderland	3
18	Arsenal	2
19	Burnley	1
20	Liverpool	1

SKY BET EFL 10 HARDEST DONE BY

POS	CLUB	TOTAL
01	Fleetwood Town	15
02	Rotherham United	12
03	Bradford City	11
04	Reading	10
05	Blackburn Rovers	9
06	Colchester United	9
07	Leyton Orient	9
08	Peterborough United	9
09	Southampton	9
10	Bristol City	8

SKY BET EFL 10 EASIEST DONE BY

POS	CLUB	TOTAL
63	Accrington Stanley	3
64	Bolton Wanderers	3
65	Chesterfield	3
66	Grimsby Town	3
67	Ipswich Town	3
68	Middlesbrough	3
69	Stockport County	2
70	Bromley	1
71	Notts County	1
72	Wrexham	1

WOLVES LOST MORE TIMES IN THE 90TH MINUTE THAN ARSENAL, LIVERPOOL AND CITY COMBINED

HAUNTED *BY AN EX*

Conceding a goal is bad, but it really stings when that goal is scored by a former player.

Shrewsbury Town lead the way here - ex-players have scored against them **25** times in the past five years.

Chelsea, likely aided by the many players they have on loan, reluctantly lead the top flight table with **14**.

Their west London rivals Fulham have only suffered it once.

TOP FLIGHT TABLE

POS	CLUB	TOTAL
01	Chelsea	14
02	Burnley	11
03	Everton	9
04	Bournemouth	8
05	Brentford	8
06	Manchester United	8
07	Brighton & Hove Albion	7
08	Newcastle United	7
09	Sunderland	7
10	Crystal Palace	6
11	Liverpool	5
12	Nottingham Forest	6
13	Manchester City	5
14	Arsenal	4
15	Leeds United	4
16	Wolverhampton Wanderers	4
17	Tottenham Hotspur	3
18	Aston Villa	2
19	West Ham United	2
20	Fulham	1

SKY BET EFL 10 HARDEST DONE BY


POS	CLUB	TOTAL
01	Shrewsbury Town	25
02	Burton Albion	24
03	Walsall	19
04	Accrington Stanley	18
05	Bristol Rovers	18
06	Carlisle*	18
07	Swansea City	18
08	Swindon Town	18
09	Derby County	17
10	Leicester City	17

*No longer in SkyBet EFL

SKY BET EFL 10 EASIEST DONE BY

POS	CLUB	TOTAL
63	Notts County	3
64	Salford City	3
65	Barrow	2
66	Bromley	1
67	Chesterfield	1
68	Harrogate Town	1
69	Luton Town	1
70	Millwall	1
71	Stockport County	1
72	Wrexham	0

CHELSEA
HAVE SOLD OR
LOANED OUT
OVER 100
PLAYERS
SINCE 20-21



COSTLY *ERRORS*

This one charts the teams that have made the most errors leading to goals.


In football, you're often your own worst enemy. One defender goes AWOL, the keeper's stranded, a back-pass goes wrong... and you're behind.

Chelsea may be world champions, but they are also England's joint most error-prone side - **42** mistakes leading to goals since 2020.

Their fans share the crown with our overall 'winners' Southampton. Everton sit third with **39**.

TOP FLIGHT TABLE

POS	CLUB	TOTAL
01	Chelsea	42
02	Everton	39
03	Tottenham Hotspur	35
04	Aston Villa	34
05	Liverpool	32
06	Manchester United	32
07	Brentford	30
08	Fulham	30
09	Brighton & Hove Albion	29
10	Leeds United	28
11	Arsenal	26
12	Newcastle United	25
13	Nottingham Forest	25
14	Wolverhampton Wanderers	25
15	Bournemouth	22
16	Burnley	22
17	Manchester City	22
18	West Ham United	22
19	Crystal Palace	21
20	Sunderland	13



SKY BET EFL 10 HARDEST DONE BY

POS	CLUB	TOTAL
01	Southampton	42
02	Swansea City	38
03	Accrington Stanley	37
04	Crawley Town	35
05	Middlesbrough	35
06	Huddersfield Town	32
07	Reading	31
08	Leicester City	30
09	Mansfield Town	30
10	Coventry City	29

SKY BET EFL 10 EASIEST DONE BY

POS	CLUB	TOTAL
63	Queens Park Rangers	16
64	Fleetwood Town	15
65	Walsall	15
66	Notts County	14
67	Bradford City	13
68	Gillingham	13
69	Northampton Town	12
70	Oxford United	11
71	Bromley	9
72	Stockport County	7

NINE OF THE TOP
20 ARE IN THE
TOP FLIGHT

AWAY DAY MISERY

This one details who loses the most away from home.

Southampton top the table. Their fans have travelled the country, only to watch them lose **56%** of the time. Brutal.

At the other end, the three strongest travellers are the top flight's most dominant sides: Arsenal (**25%**), Liverpool (**20%**) and Pep Guardiola's relentless Manchester City (**17%**).

TOP FLIGHT TABLE

POS	CLUB	AWAY LOSS %
01	Wolverhampton Wanderers	52
02	West Ham United	48
03	Aston Villa	44
04	Nottingham Forest	44
05	Crystal Palace	43
06	Everton	43
07	Newcastle United	42
08	Leeds United	42
09	Brentford	41
10	Tottenham Hotspur	40
11	Fulham	38
12	Bournemouth	37
13	Brighton & Hove Albion	37
14	Manchester United	35
15	Chelsea	34
16	Burnley	33
17	Sunderland	30
18	Arsenal	25
19	Liverpool	20
20	Manchester City	17

SKY BET EFL 10 HARDEST DONE BY

POS	CLUB	AWAY LOSS %
01	Southampton	56
02	Cambridge United	55
03	Accrington Stanley	53
04	Bristol Rovers	53
05	Barrow	51
06	Carlisle United*	51
07	Crawley Town	51
08	Reading	51
09	Shrewsbury Town	51
10	Rotherham United	20

*No longer in SkyBet EFL

SKY BET EFL 10 EASIEST DONE BY

POS	CLUB	AWAY LOSS %
63	Charlton Athletic	37
64	Wigan Athletic	37
65	Wycombe Wanderers	37
66	Leyton Orient	36
67	Lincoln City	36
68	Bolton Wanderers	35
69	Portsmouth	35
70	Mansfield Town	34
71	Ipswich Town	32
72	Bromley	30

JUST ONE
TOP FLIGHT
OUTFIT (WOLVES)
FEATURES IN
THE TOP 15

FEWEST *POINTS*

This one's simple - who's picked up the fewest points in the last five years?

Southampton are among the stragglers again with just **207**, while Wolves have only managed **225** - the lowest of any current top flight side.

At the top end, Manchester City lead the way with **430** points, followed by Liverpool on **394**.

TOP FLIGHT TABLE

POS	CLUB	P
01	Wolverhampton Wanderers	225
02	Everton	230
03	Crystal Palace	239
04	West Ham United	256
05	Brighton & Hove Albion	263
06	Fulham	271
07	Nottingham Forest	271
08	Brentford	287
09	Newcastle United	291
10	Aston Villa	295
11	Tottenham Hotspur	297
12	Burnley	299
13	Bournemouth	308
14	Manchester United	309
15	Chelsea	317
16	Leeds United	318
17	Sunderland	362
18	Arsenal	377
19	Liverpool	394
20	Manchester City	430

SKY BET EFL 10 HARDEST DONE BY

POS	CLUB	P
01	Southampton	207
02	Shrewsbury Town	244
03	Burton Albion	259
04	Fleetwood Town	261
05	Carlisle United*	267
06	Colchester United	267
07	Rotherham United	268
08	Cambridge United	270
09	Bristol Rovers	271
10	AFC Wimbledon	274

*No longer in SkyBet EFL

SKY BET EFL 10 EASIEST DONE BY*

POS	CLUB	P
63	Salford City	336
64	Sheffield Wednesday	339
65	Bradford City	340
66	Middlesbrough	342
67	Wycombe Wanderers	344
68	Mansfield Town	350
69	Leyton Orient	353
70	Ipswich Town	355
71	Portsmouth	366
72	Bolton	388

*Only teams with five seasons of Sky Bet EFL data

CITY HAVE PICKED UP 42 MORE POINTS THAN THE SKY BET EFL'S BEST PERFORMING SIDE BOLTON, IN 40 FEWER GAMES.

BIG CHANCES *MISSED*

This one's all about missed chances - the sitters shanked, the penalties skied, the one-on-ones bottled.

Stoke City top the list, converting just **32.4%** of their big chances, while Everton are the highest-ranked top flight side in fifth overall (**35.6%**).

Fulham, meanwhile, are the most clinical top-flight team, burying **44.4%** of their big chances.

TOP FLIGHT TABLE

POS	CLUB	BIG CHANCE CONVERSION %
01	Everton	35.6%
02	Brighton & Hove Albion	36.3%
03	Wolverhampton Wanderers	36.4%
04	Chelsea	36.5%
05	Burnley	37.1%
06	Manchester United	37.4%
07	Nottingham Forest	39.1%
08	Sunderland	39.6%
09	Aston Villa	39.7%
10	Bournemouth	70.9%
11	Leeds United	41.5%
12	Liverpool	41.6%
13	Crystal Palace	42.6%
14	Brentford	42.9%
15	Newcastle United	42.9%
16	Arsenal	43.5%
17	Tottenham Hotspur	43.5%
18	West Ham United	43.7%
19	Manchester City	44.2%
20	Fulham	44.4%

SKY BET EFL 10 HARDEST DONE BY

POS	CLUB	BIG CHANCE CONVERSION %
01	Stoke City	32.4%
02	Fleetwood Town	34.8%
03	Millwall	35.4%
04	Accrington Stanley	35.4%
05	Grimsby Town	35.7%
06	Gillingham	35.9%
07	Queens Park Rangers	36.0%
08	Mansfield Town	36.0%
09	Stevenage	36.1%
10	Carlisle United*	36.3%

*No longer in SkyBet EFL

SKY BET EFL 10 EASIEST DONE BY

POS	CLUB	BIG CHANCE CONVERSION %
63	Leicester City	42.8%
64	Northampton Town	43.0%
65	MK Dons	43.0%
66	Bromley	44.0%
67	Wigan Athletic	44.1%
68	Plymouth Argyle	44.2%
69	Reading	44.7%
70	Swindon Town	44.8%
71	Port Vale	45.1%
72	Chesterfield	45.3%

STOKE CITY HAVE NOT HAD A PLAYER SCORE 15+ GOALS IN A SEASON SINCE 2007/08

CONCEDED RIGHT *AFTER SCORING*

“You’re most vulnerable right after you’ve scored.” No fans know it better than Reading’s.

In the last five years, the Royals have conceded 12 goals within three minutes of scoring - enough to make you think twice about celebrating.

Crystal Palace and Everton are much more stubborn operators - a top flight-low two goals conceded in that window each.

TOP FLIGHT TABLE

POS	CLUB	TOTAL
01	Wolverhampton Wanderers	8
02	Aston Villa	7
03	Leeds United	7
04	Manchester United	7
05	Tottenham Hotspur	7
06	Brentford	6
07	Chelsea	6
08	Bournemouth	5
09	Brighton & Hove Albion	5
10	Manchester City	5
11	Arsenal	4
12	Nottingham Forest	4
13	Sunderland	4
14	West Ham United	4
15	Fulham	3
16	Liverpool	3
17	Newcastle United	3
18	Burnley	2
19	Crystal Palace	2
20	Everton	2

SKY BET EFL 10 HARDEST DONE BY

POS	CLUB	TOTAL
01	Reading	12
02	Doncaster Rovers	11
03	Swansea City	11
04	Swindon Town	11
05	Wigan Atheltic	11
06	Accrington Stanley	10
07	Southampton	10
08	AFC Wimbledon	9
09	Bristol City	9
10	Burton Albion	9

SKY BET EFL 10 EASIEST DONE BY

POS	CLUB	TOTAL
63	Queens Park Rangers	4
64	West Bromwich Albion	4
65	Colchester United	3
66	Leyton Orient	3
67	Port Vale	3
68	Stevenage	3
69	Preston North End	2
70	Stockport County	2
71	Chesterfield	1
72	Wrexham	1

FIVE OF THE 'TOP 10' ARE IN LEAGUE ONE.
CHAOS.

GOALLESS *GAMES*

This category is self-explanatory - which fanbase has been subjected to the most 0-0s.

Football can be glorious, frenetic, euphoric. But sometimes, it's a slog.

Just ask Stevenage fans. They've endured **30** goalless draws in the last five years - more than anyone else.

In the top flight Burnley are on **24**, followed by Sunderland on **18** and rivals Brighton and Crystal Palace on **17** apiece.

TOP FLIGHT TABLE

POS	CLUB	TOTAL
01	Burnley	24
02	Sunderland	18
03	Brighton & Hove Albion	17
04	Crystal Palace	17
05	Brentford	16
06	Chelsea	14
07	Everton	14
08	Leeds United	14
09	Manchester United	14
10	Bournemouth	13
11	Fulham	13
12	Nottingham Forest	12
13	Newcastle United	10
14	Arsenal	9
15	Wolverhampton Wanderers	9
16	Aston Villa	8
17	Liverpool	7
18	Manchester City	6
19	West Ham United	6
20	Tottenham Hotspur	3

SKY BET EFL 10 HARDEST DONE BY

POS	CLUB	TOTAL
01	Stevenage	30
02	Preston North End	29
03	Exeter City	27
04	Bradford City	26
05	Birmingham City	25
06	Portsmouth	25
07	Stoke City	25
08	AFC Wimbeldon	24
09	Fleetwood Town	23
10	Lincoln City	23

SKY BET EFL 10 EASIEST DONE BY

POS	CLUB	TOTAL
63	MK Dons	13
64	Barnsley	11
65	Peterborough United	11
66	Plymouth Argyle	11
67	Stockport County	11
68	Doncaster Rovers	9
69	Sheffield United	9
70	Southampton	8
71	Wrexham	7
72	Leicester City	4

SPURS HAVE BEEN INVOLVED IN JUST THREE 0-0 DRAWS IN FIVE YEARS. ANGE.

SOAKED *THROUGH*

Manchester United fans have faced more rain than anyone else over the past five years.

Fitting, really, for a club whose decline has so often been framed by images of the Old Trafford roof leaking.

This is also one of the few categories Southampton actually do well in, helped, of course, by their milder south-coast climate compared to Greater Manchester.

TOP FLIGHT TABLE*

POS	CLUB	Rainfall in MM
01	Manchester United	7.9
02	Tottenham Hotspur	7.4
03	Leicester City	7.1
04	Brighton and Hove Albion	6.8
05	Crystal Palace	6.5
06	Manchester City	5.7
07	Aston Villa	5.6
08	Fulham	4.8
09	Everton	4.6
10	Arsenal	4.5
11	West Ham United	4.4
12	Newcastle United	4.3
13	Nottingham Forest	4.3
14	Brentford	3.9
15	Bournemouth	3.8
16	Liverpool	3.4
17	Chelsea	2.6
18	Wolverhampton Wanderers	2.5
19	Ipswich Town	2.2
20	Southampton	2.1

*Top flight-only, 24-25 season

MANCHESTER RECEIVES ROUGHLY 200MM MORE RAIN PER YEAR THAN LONDON.

WOODWORK *WOE*



This is about as close as it gets - hitting the woodwork, but it doesn't go in.

No one knows it more than Manchester City fans. Their side have rattled the woodwork **92** times in the last five years. It's no surprise, given Pep Guardiola's men tend to fire shots at goal for fun.

Chelsea (**87**) and Tottenham (**87**) aren't far behind. Everton, meanwhile, have hit the woodwork just **51** times - the fewest in the top flight.

TOP FLIGHT TABLE

POS	CLUB	TOTAL
01	Manchester City	92
02	Chelsea	87
03	Tottenham Hotspur	87
04	Liverpool	84
05	West Ham United	81
06	Fulham	80
07	Sunderland	80
08	Arsenal	77
09	Aston Villa	76
10	Leeds United	73
11	Newcastle United	73
12	Brighton & Hove Albion	67
13	Manchester United	67
14	Bournemouth	62
15	Brentford	61
16	Burnley	58
17	Nottingham Forest	58
18	Wolverhampton Wanderers	57
19	Crystal Palace	53
20	Everton	51



SKY BET EFL 10 HARDEST DONE BY

POS	CLUB	TOTAL
01	Coventry City	91
02	Peterborough United	87
03	West Bromwich Albion	86
04	Salford City	85
05	Middlesbrough	84
06	Accrington Stanley	78
07	Ipswich Town	77
08	Leyton Orient	76
09	Bolton Wanderers	73
10	Gillingham	73

SKY BET EFL 10 EASIEST DONE BY

POS	CLUB	TOTAL
63	Northampton Town	52
64	Cambridge United	51
65	Reading	51
66	Grimsby Town	48
67	Sheffield United	48
68	Preston North End	45
69	Wrexham	33
70	Notts County	29
71	Chesterfield	21
72	Bromley	14

MAN CITY HIT THE WOODWORK ROUGHLY ONCE FOR EVERY FIVE GOALS THEY SCORE

***CONGRATULATIONS
SOUTHAMPTON***

AND SEE YOU NEXT YEAR



FOR THE FANS